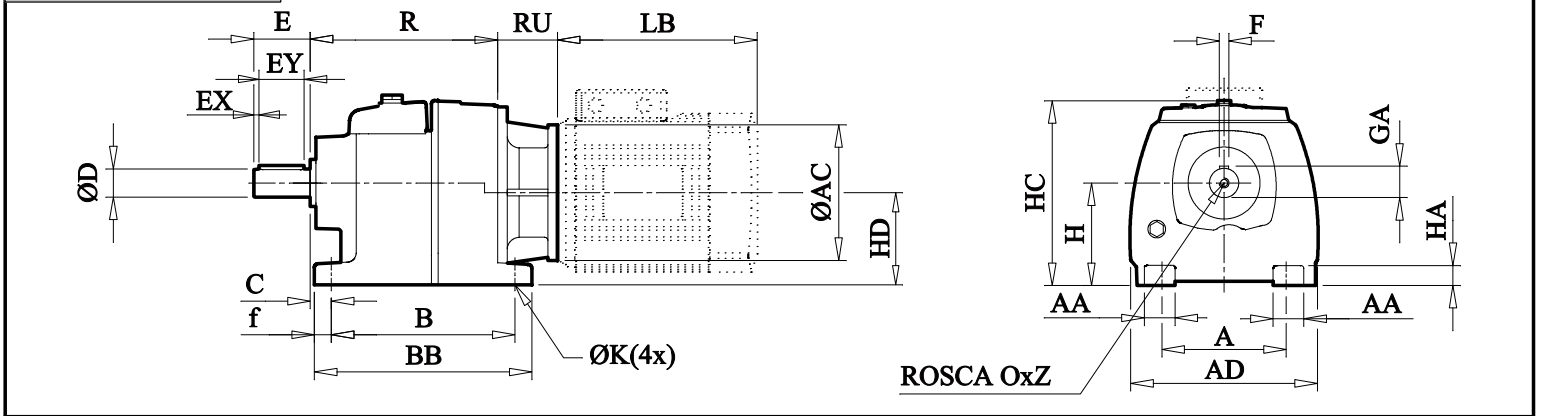
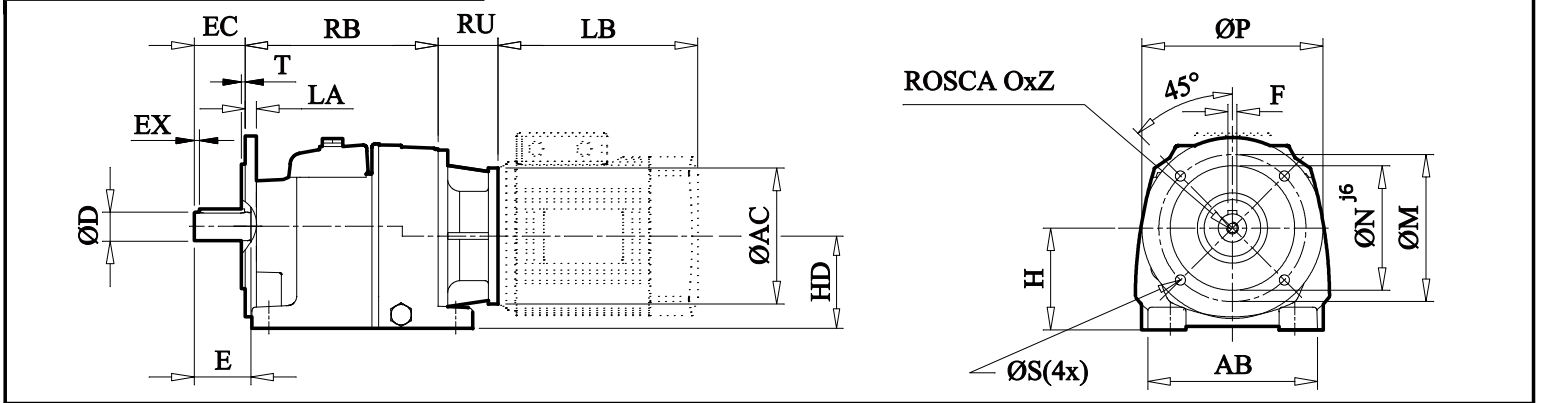


### FIXAÇÃO POR PÉS

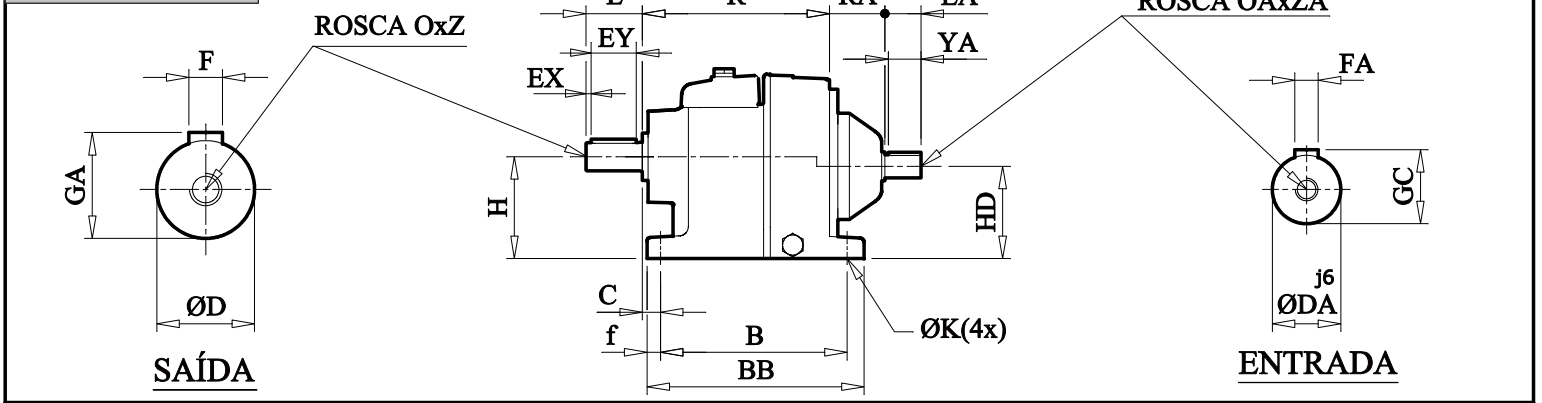
OBS: FLANGES PARA MOTORES TIPO C-DIN ATÉ CARC. 132, ACIMA FLANGE TIPO FF



### FIXAÇÃO POR FLANGE TIPO BD1



### MONTAGEM AP



TIPO	A	B	C	ØD	E	EC	F	f	H	ØK	O	Z	ØM	ØN	ØP	R	ØS	T	PESO*
CB3032	125	105	22	20 j6	40	35	6	10,0	75	9	M6	16	100	80	120	108	7	2,5	7
CB3033	125	125	22	20 j6	40	35	6	10,0	75	9	M6	16	100	80	120	128	7	2,5	8
CB3133	110	165	16	25 j6	50	46	8	15,0	90	9	M10	22	130	110	160	165,5	9	3,5	17
CB3233	135	192	13	30 j6	60	52	8	11,5	115	14	M10	22	165	130	200	182,5	11	3,5	26
CB3333	170	240	19,5	40 k6	80	72	12	16,0	140	18	M16	36	215	180	250	224,5	14	4,0	44
CB3433	230	235	25	50 k6	100	92	14	20,0	180	18	M16	36	265	230	300	251	15	4,0	60
CB3533	280	280	28	60 m6	120	109	18	25,0	225	22	M20	42	300	250	350	290	18	4,0	90

TIPO	AA	AB	AD	BB	DA	EA	EX	EY	FA	GA	GC	HA	HD	HC	LA	OA	ZA	RA	RB	YA
CB3032	28	150	150	125	19	40	7	25	6	22,5	21,5	13	82,0	153	7	M6	16	57	108	27
CB3033	28	150	150	145	19	40	7	25	6	22,5	21,5	13	82,0	153	7	M6	16	57	128	27
CB3133	35	160	172	195	19	40	5	40	6	28,0	21,5	20	81,5	163	9	M6	16	50,5	171	27
CB3233	65	208	222	216	25	50	6	45	8	33,0	28,0	21	105,0	204	11	M8	22	62	190	40
CB3333	65	245	257	272	28	60	9	60	8	43,0	31,0	27	120,5	247	12	M10	22	78	232	52
CB3433	80	288	305	276	38	80	4	90	10	53,5	41,0	35	154,0	358	15	M12	30	105	269	70
CB3533	90	340	362	328	45	90	4	110	14	64,0	48,5	45	196,0	433	18	M14	30	124	301	85

MOTOR CARÇAÇA	CB3032/33			CB3133			CB3233			CB3333			CB3433			Cb3533			
	RU	LB	AC	RU	LB	AC	RU	LB	AC	RU	LB	AC	RU	LB	AC	RU	LB	AC	
56	47	158	80	45	158	80	—	—	—	—	—	—	—	—	—	—	—	—	
63	49	177	90	47	177	90	47	177	90	—	—	—	—	—	—	—	—	—	
71	58	211	105	47	211	105	48	211	105	45	211	105	—	—	—	—	—	—	
80	69	234	120	53	234	120	54	234	120	55	234	120	52	234	120	—	—	—	
90	92	276	140	71	276	140	70	276	140	66	276	140	67	276	140	63	276	140	
100/112	—	—	—	82	328	160	86	328	160	79	328	160	80	328	160	78	328	160	
132	—	—	—	—	—	—	—	130	411	200	126	411	200	132	411	200	125	411	200
160/180	—	—	—	—	—	—	—	—	—	—	—	—	—	164	571	350	160	571	350
200	—	—	—	—	—	—	—	—	—	—	—	—	—	—	—	—	162	627	400

\* PESO APROXIMADO COM FLANGE E SEM MOTOR

OBS: INFORMAÇÕES SUJEITAS A ALTERAÇÕES SEM AVISO PRÉVIO